















# ULTRASONIC INSERTS

REFERENCE GUIDE







INSERT TIP	TIP DESCRIPTION	RECOMMENDATION	USAGE TIPS	POWER SETTING	HANDLE TYPES	WATER DELIVERY	HANDLE COLOR	GRIP	PART CODES <sup>1</sup>
<b>#10 Universal</b> 	Standard diameter shank extending to a tapered tip.  Tip cross section: 	<ul style="list-style-type: none"> <li>Light to Heavy Deposits</li> <li>Tenacious Calculus</li> <li>Orthodontic Cement</li> </ul>	Great all purpose insert for supragingival moderate to heavy debris removal.  Supragingival use, can be used subgingival if tissue allows	Low to High	Swivel Direct Flow	Direct Flow	Lavender with grey cone	Silicone	<b>UI30SD10</b> <b>UI25SD10</b>
					Swivel	Base Flow	Lavender with black cone	Silicone	<b>UI30SS10</b> <b>UI25SS10</b>
					Streamline Plus	Direct Flow	Lavender with white cone	Silicone	<b>UI30SP10</b>
					Streamline Direct Flow	Direct Flow	Lavender	Resin	<b>UI30SF10</b> <b>UI25SF10</b>
					Streamline	Base Flow	Lavender	Resin	<b>UI1030K</b> <b>UI1025K</b>
<b>#100 Thin</b> 	Long thin shank extending to a thin tapered tip.  Tip cross section: 	<ul style="list-style-type: none"> <li>Light to Moderate Deposits</li> </ul>	Excellent choice for a variety of clinical situations.  Thin shank allows effective subgingival and interproximal access.  Ideal for periodontal maintenance and localized periodontal defects.	Low to Medium	Swivel Direct Flow	Direct Flow	Black with grey cone	Silicone	<b>UI30SD100</b> <b>UI25SD100</b>
					Swivel	Base Flow	Black with black cone	Silicone	<b>UI30SS100</b> <b>UI25SS100</b>
					Streamline Plus	Direct Flow	Black with white cone	Silicone	<b>UI30SP100</b>
					Streamline Direct Flow	Direct Flow	Black	Resin	<b>UI30SF100</b> <b>UI25SF100</b>
					Streamline	Base Flow	Black	Resin	<b>UI30K100S</b> <b>UI25K100S</b>
<b>#1000</b> 	Triple bend shank extending to a tapered tip with beveled edges.  Tip cross section: 	<ul style="list-style-type: none"> <li>Moderate to Heavy Deposits</li> <li>Tenacious deposits Orthodontic Cement</li> </ul>	Triple bend shank allows increased access around line angles and interproximally.  Beveled tip edges concentrate energy on corners and enhance removal of heavy calculus and stain.  Supragingival use, subgingival if tissue allows	Medium to High	Swivel Direct Flow	Direct Flow	Orange with grey cone	Silicone	<b>UI30SD1000</b> <b>UI25SD1000</b>
					Swivel	Base Flow	Orange with black cone	Silicone	<b>UI30SS1000</b> <b>UI25SS1000</b>
					Streamline Plus	Direct Flow	Orange with white cone	Silicone	<b>UI30SP1000</b>
					Streamline Direct Flow	Direct Flow	Orange	Resin	<b>UI30SF1000</b> <b>UI25SF1000</b>
					Streamline	Base Flow	Orange	Resin	<b>UI100030K</b> <b>UI100025K</b>



1. Inserts designed for 30 kHz units have "30" in the part code. Inserts designed for 25 kHz units have "25" in the part code.









INSERT TIP	TIP DESCRIPTION	RECOMMENDATION	USAGE TIPS	POWER SETTING	HANDLE TYPES	WATER DELIVERY	HANDLE COLOR	GRIP	PART CODES <sup>1</sup>
<b>XT</b> 	Long, ultra thin shank tapers to a very thin tip.	<ul style="list-style-type: none"> <li>• Light to Moderate Deposits</li> <li>• Tenacious subgingival deposits</li> </ul>	Site specific uses including narrow, deep pockets, furcations, developmental concavities and tight areas between misaligned teeth.	Low to Medium	Swivel	Base Flow	Purple with black cone	Silicone	<b>UI30SSXT</b> <b>UI25SSXT</b>
	Tip cross section: 				Streamline Direct Flow	Direct Flow	Purple	Resin	<b>UI30SFXT</b>
<b>XT Triple Bend</b> 	Thin triple bend shank extending to a thin beveled edge tip  24% thinner than #1000 insert	<ul style="list-style-type: none"> <li>• Light to Moderate Deposits</li> </ul>	Thin triple bend shank allows increased access around line angles and interproximally. Beveled tip concentrates energy at corners allowing for enhanced calculus and stain removal. Supra and subgingival use.	Low to Medium	Swivel Direct Flow	Direct Flow	Purple	Silicone	<b>UI30SDXTTB</b>
	Tip cross section: 				Streamline Plus	Direct Flow	Purple with white cone	Silicone	<b>UI30SPXTTB</b>
					Streamline Direct Flow	Direct Flow	Purple	Resin	<b>UI30SFXTTB</b>
<b>#3 Beavertail</b> 	Thick, broad, flat tip  Tip cross section: 	<ul style="list-style-type: none"> <li>• Heavy supragingival deposits</li> </ul>	Ideal for anterior lingual surfaces, tenacious stain, orthodontic cement	Medium to High	Streamline	Base Flow	Yellow	Resin	<b>UI330K</b> <b>UI325K</b>
<b>P10 &amp; P10P</b> 	Standard diameter shank extending to a thin tapered tip.  Original prophy style inserts with external water tube.	<ul style="list-style-type: none"> <li>• Light to Heavy deposits</li> <li>• Orthodontic cement</li> </ul>	Supra gingival and subgingival	Low to High	Original Prophy Style	External tube	Metal	Metal	<b>UI30KP10</b> <b>UI25KP10</b>
	Tip cross section: 				Prophy Plus	External tube	Green	Resin	<b>UI30KP10P</b> <b>UI25KP10P</b>

INSERT TIP	TIP DESCRIPTION	RECOMMENDATION	USAGE TIPS	POWER SETTING	HANDLE TYPES	WATER DELIVERY	HANDLE COLOR	GRIP	PART CODES'
------------	-----------------	----------------	------------	---------------	--------------	----------------	--------------	------	-------------

<b>After Five, Left</b> 	Extended thin shank narrows to a tapered, probe sized tip.  Tip cross section: 	<ul style="list-style-type: none"> <li>Light to moderate deposits</li> </ul>	Allows improved access to posterior proximal surfaces.  Can be used in furcations.  Available alone or as a set with right and straight inserts.	Low to Medium	Swivel Direct Flow	Direct Flow	Green	Silicone	<b>UI30SDL</b> <b>UI25SDL</b>
					Streamline Plus	Direct Flow	Green with white cone	Silicone	<b>UI30SPL</b>
					Streamline Direct Flow	Direct Flow	Green	Resin	<b>UI30SFL</b> <b>UI25SFL</b>
					After Five Plus	External water tube	Green	Resin	<b>UI30KSF10L</b> <b>UI25KSF10L</b>
					After Five	External water tube	Metal	Metal	<b>UI30KSL10L</b> <b>UI25KSL10L</b>

<b>After Five, Right</b> 	Extended thin shank narrows to a tapered, probe sized tip.  Tip cross section: 	<ul style="list-style-type: none"> <li>Light to moderate deposits</li> </ul>	Allows improved access to posterior proximal surfaces.  Can be used in furcations.  Available alone or as a set with left and straight inserts.	Low to Medium	Swivel Direct Flow	Direct Flow	Red	Silicone	<b>UI30SDR</b> <b>UI25SDR</b>
					Streamline Plus	Direct Flow	Red with white cone	Silicone	<b>UI30SPR</b>
					Streamline Direct Flow	Direct Flow	Red	Resin	<b>UI30SFR</b> <b>UI25SFR</b>
					After Five Plus	External water tube	Red	Resin	<b>UI30KSF10R</b> <b>UI25KSF10R</b>
					After Five	External water tube	Metal	Metal	<b>UI30KSL10R</b> <b>UI25KSL10R</b>

<b>After Five, Straight</b> 	Extended thin shank narrows to a tapered, probe sized tip.  40% thinner than original prophy design.  Tip cross section: 	<ul style="list-style-type: none"> <li>Light to moderate deposits</li> </ul>	Used to remove calculus from periodontal pockets with improved adaptation for deeper pockets.  Available alone or as a set with left and right inserts.	Low to Medium	Swivel Direct Flow	Direct Flow	Blue	Silicone	<b>UI30SDS</b> <b>UI25SDS</b>
					Streamline Plus	Direct Flow	Blue with white cone	Silicone	<b>UI30SPS</b>
					Streamline Direct Flow	Direct Flow	Blue	Resin	<b>UI30SFS</b> <b>UI25SFS</b>
					After Five Plus	External water tube	Blue	Resin	<b>UI30KSF10S</b> <b>UI25KSF10S</b>
					After Five	External water tube	Metal	Metal	<b>UI30KSL10S</b> <b>UI25KSL10S</b>

INSERT TIP	TIP DESCRIPTION	RECOMMENDATION	USAGE TIPS	POWER SETTING	HANDLE TYPES	WATER DELIVERY	HANDLE COLOR	GRIP	PART CODES*
 <p><b>Power Plus Standard Size Conical Tip</b></p>	<p>Long, standard diameter shank extending to a tapered tip</p> <hr/> <p>Tip cross section:</p> 	<ul style="list-style-type: none"> <li>Moderate to heavy deposits; supragingival; wide, deep pockets</li> <li>2 mm longer than #10 insert</li> </ul>	<p>Deposit removal in deep pockets; areas where gingival tissues is distended</p> <p>For use on moderate to heavy deposits</p>	Low to High	Swivel	Base Flow	Ocean Blue with black cone	Silicone	<b>UI30PPSC</b>
 <p><b>Power Plus Thin Conical Tip</b></p>	<p>Long, thin diameter shank extending to a tapered tip</p> <hr/> <p>Tip cross section:</p> 	<ul style="list-style-type: none"> <li>Light to moderate deposits; narrow, deep vertical pockets; areas mesial to retromolar pad; crowded areas; general supragingival use</li> <li>2 mm longer than #10 insert</li> </ul>	<p>Excellent choice for a variety of clinical situations. Thin shank allows effective access to narrow, deep vertical pockets as well as developmental concavities and tight areas between misaligned teeth. Ideal for localized periodontal defects and periodontal maintenance therapy.</p>	Low to Medium	Swivel	Base Flow	Ocean Blue with black cone	Silicone	<b>UI30PPTC</b>
 <p><b>Power Plus Standard Size Beveled Tip</b></p>	<p>Long, standard diameter shank extending to a tapered, beveled tip</p> <hr/> <p>Tip cross section:</p> 	<ul style="list-style-type: none"> <li>Moderate to heavy deposits; tenacious deposits; supragingival; wide, deep pockets</li> <li>2 mm longer than #10 insert</li> </ul>	<p>Ideal for removal of tenacious calculus in deep subgingival pockets particularly where gingival tissue is distended.</p> <p>Beveled edges allow for concentrated power to fracture tough deposits.</p>	Low to High	Swivel	Base Flow	Ocean Blue with black cone	Silicone	<b>UI30PPSB</b>
 <p><b>Power Plus Thin Beveled Tip</b></p>	<p>Long, thin diameter shank extending to a tapered, beveled tip</p> <hr/> <p>Tip cross section:</p> 	<ul style="list-style-type: none"> <li>Light to moderate deposits; narrow, deep vertical pockets; crowded areas</li> <li>2 mm longer than #10 insert</li> </ul>	<p>Great for narrow, deep vertical pockets with light to moderate tenacious calculus. Beveled edges concentrate energy on corners for enhanced deposit removal.</p>	Low to Medium	Swivel	Base Flow	Ocean Blue with a cone	Silicone	<b>UI30PPTB</b>

## Check Insert Wear Each Week

Just like hand scalers ultrasonic inserts wear with use. Worn insert tips can significantly diminish your scaling efficiency. Call 1-800-Hu-Friedy and request a free wear guide (HF-466).

### WATER DELIVERY OPTIONS

Direct Flow



Base Flow



External Tube



### HANDLE OPTIONS

Swivel, Swivel Direct Flow, Power Plus, and Streamline Plus



Streamline Direct Flow



Streamline



Prophy Plus & After Five Plus



Original Prophy Style



Learn more at [Hu-Friedy.com/Inserts](https://www.hufriedy.com/inserts)

All company and product names are trademarks of Hu-Friedy Mfg. Co., LLC, or Crosstex International, Inc., their affiliates or related companies, unless otherwise noted.

©2020 Hu-Friedy Mfg. Co., LLC. All rights reserved. HF-512/1120

 **HuFriedyGroup**  
The Best In Practice